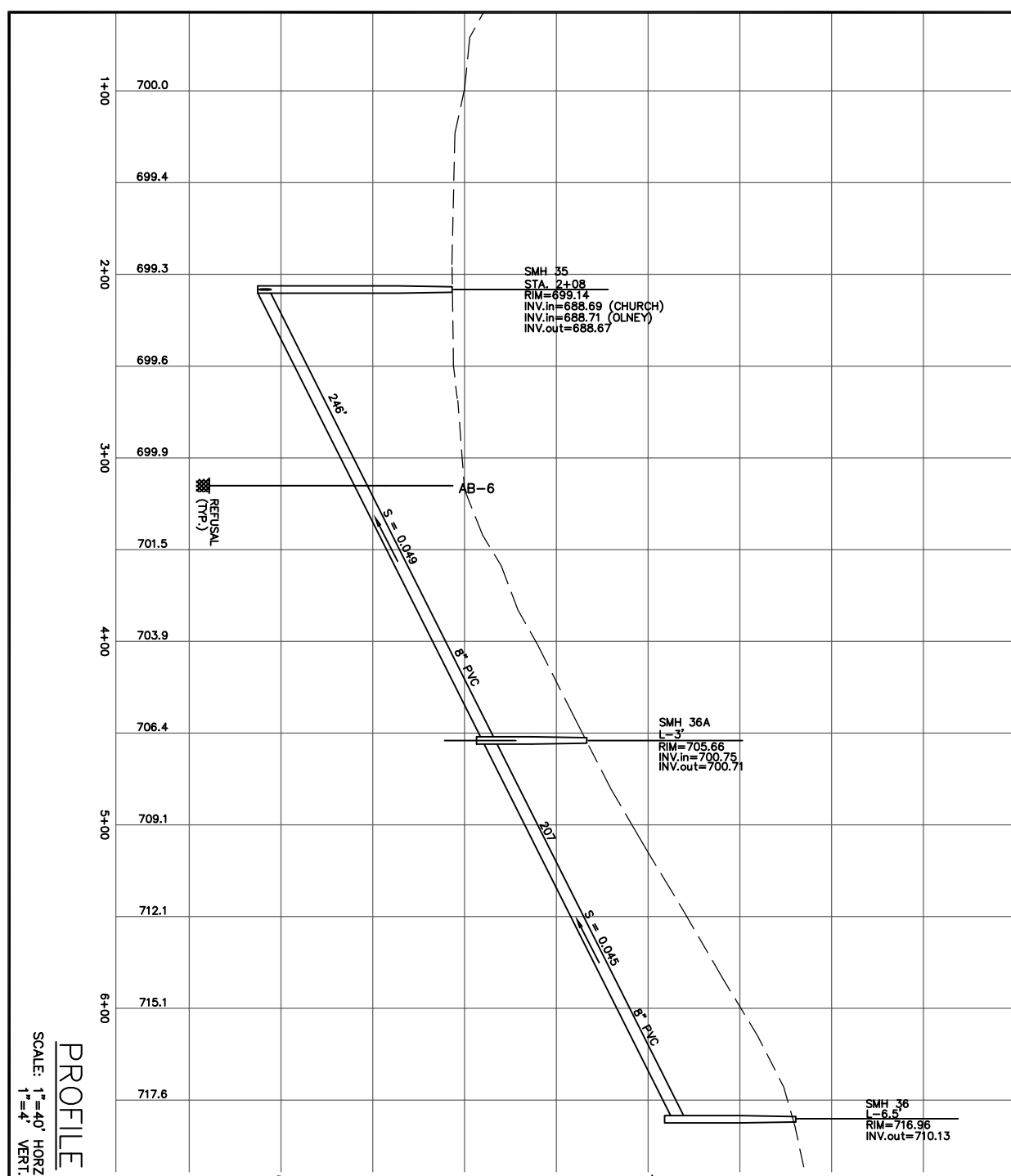


PLAN  
SCALE: 1"=40'

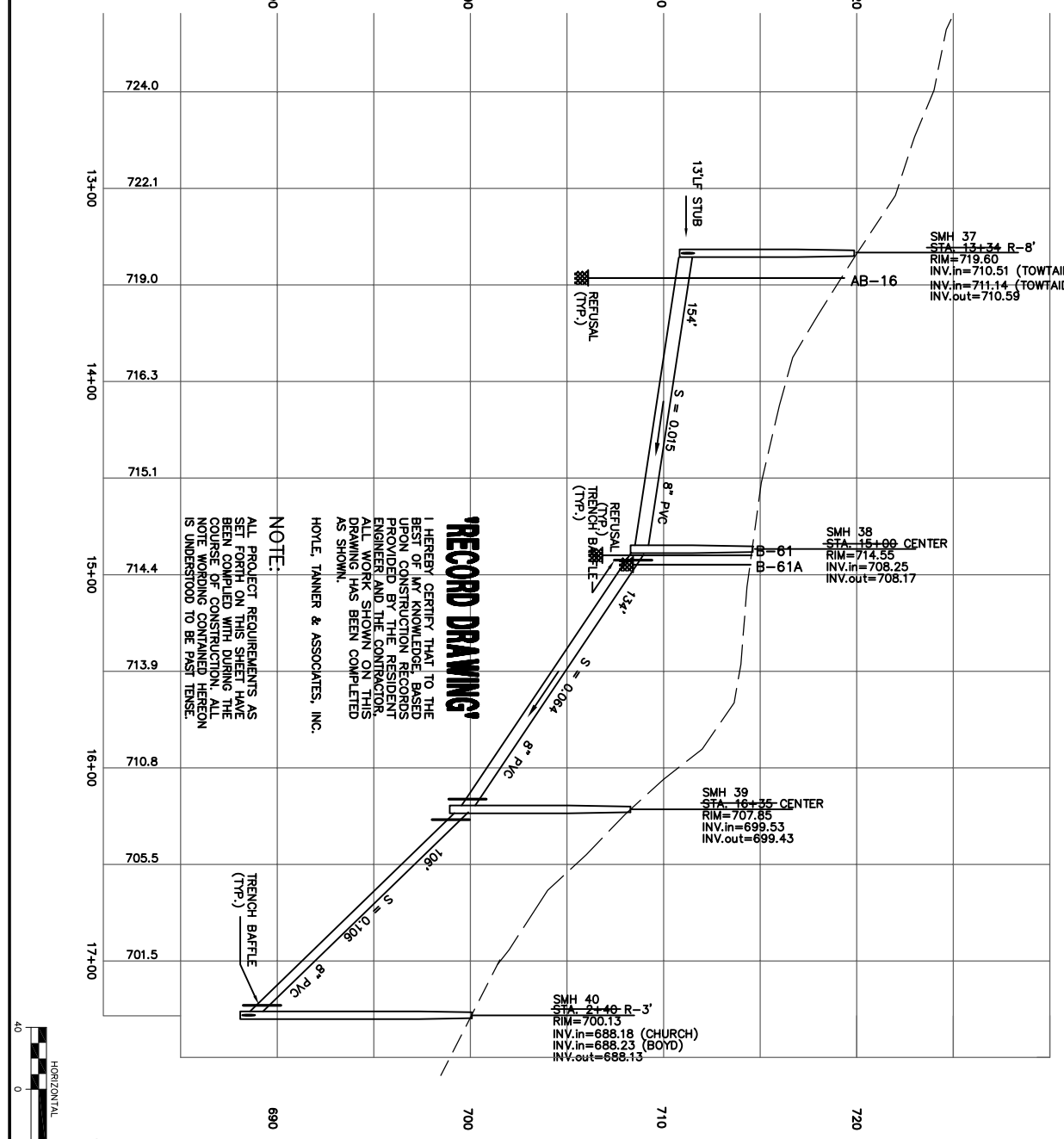
MATCH LINE SEE SHIT. 12 OF 38

MATCH LINE SEE SHIT. 12 OF 38

MATCH LINE SEE SHIT. 15 OF 38



PROFILE  
SCALE: 1"=40' HORZ.  
1"=4' VERT.



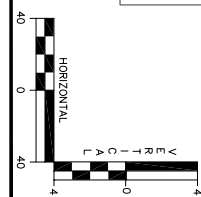
**RECORD DRAWING**

I HEREBY CERTIFY THAT TO THE BEST OF MY KNOWLEDGE, BASED UPON CONSTRUCTION RECORDS AND THE INFORMATION FURNISHED BY THE CONTRACTOR, ALL WORK SHOWN ON THIS DRAWING HAS BEEN COMPLETED AS SHOWN.

HOYLE, TANNER & ASSOCIATES, INC.

**NOTE:**

ALL PROJECT REQUIREMENTS AS SET FORTH ON THIS SHEET HAVE BEEN COMPLETED DURING THE COURSE OF CONSTRUCTION. ALL NOTE WORKING CONTAINED HEREON IS UNDERSTOOD TO BE PAST TENSE.



SHEET 11 OF 38	DRAWING NO. 11	CHERRY VALLEY SEWER DISTRICT LEICESTER, MASSACHUSETTS	<b>Hoyle, Tanner &amp; Associates, Inc.</b> 150 Dow Street • Manchester • New Hampshire 03101 Consulting Engineers	PROJECT NO. 105709	ENGINEER/ARCHITECT C.B. W.C. W.C. 10/02 DR. BY:    CHD. BY:    APP. BY:    DATE:				
		PLAN AND PROFILE  <b>OLNEY STREET</b> STA. 0+00 TO 12+00		FILE NAME <b>ABPROF-11</b>		1. RECORD DRAWING			
		SCALE: AS SHOWN	DATE: APRIL 2001	DES. BY: JAH	DR. BY: CAB/RCP	CHKD. BY: NLT	DO NOT SCALE DRAWING	REV.	DESCRIPTION